



# DISCOVER GROUPS

# TRAINING GUIDE

DISCOVER SERIES. DISCOVER SERIES. DISCOVER SERIES.  
04







# Index

04	Introduction
06	A Simple Pattern
08	Discover Bible
10	Role of Discover Group Leaders
12	Preparing Group Members to Facilitate
14	Growing and Mutliplying

# Discover Groups

## A COMMUNITY OF DISCIPLES SEEKING TO FOLLOW JESUS' WAY

Discover Groups are small groups of disciples devoted to being a community who are being with Jesus, becoming like him and go to live out the three great commands.

### THE BASICS OF DISCOVER GROUPS:

#### **The Group Leader:**

- . Can start a new discover group with as few as two
- . Models being a disciple maker and what being a discover group is
- . Share the vision to grow and multiply
- . Encourages interaction, contribution and participation by everyone in the group

#### **The Whole Group :**

- . Seeks to learn and be led by the Holy Spirit as we read, consider and apply the Bible together

- . Seeks to learn from the life and faith of the New Testament Church (Acts Ch:1-8): sharing lives, stories, meals, finance, resources, praying and loving one another in practical ways, inside and outside of meetings
- . Practice OUT - Sharing the good news as a team
- . Invite and welcome new people to join
- . Discover Groups
- . Preparing and sending leaders and members of the group to start new discover groups

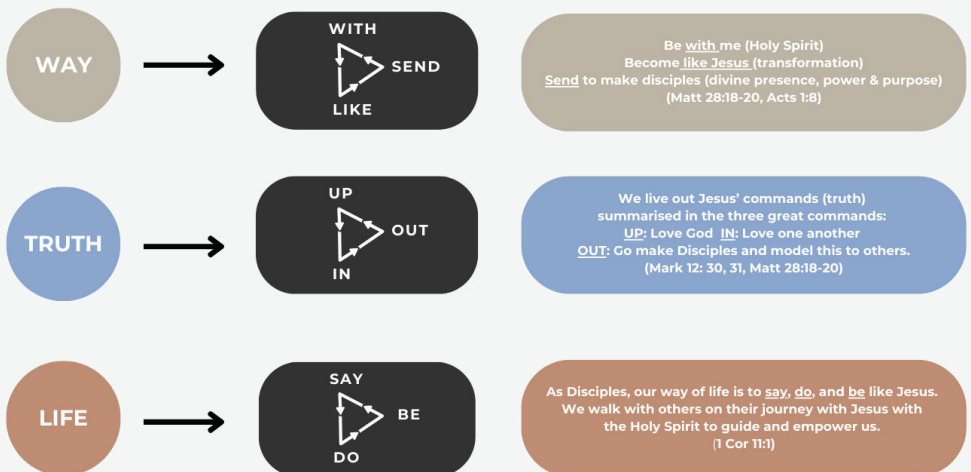






The way we do Discover Groups is inspired by what we see in Jesus' disciple group and the New Testament Church.


## THE DISCIPLE MAKING WAY OF JESUS' CHURCH:



# A Simple Pattern -

## DISCOVER GROUPS

We use a simple reproducible  
small group meeting plan  
that helps us to UP,IN,OUT.





# 01

## GOOD AND GOD

Invite them to share:




- GOOD: stories in their life of good things that they can thank God for.
- GOD: stories in their life of where they have seen God at work.

Questions you could ask:

- Were you able to apply anything from what we have been reading?
- Did you have the opportunity to share what you learnt last week with someone?

# 02

## DISCOVER BIBLE

-  HEAD
-  HEART
-  HANDS

See page 9 for more info.

# 03

## PRAYER & CARE

Listen, love, share, care, pray and use your gifts.

Things to pray for::

- W - Worries, weaknesses
- O - Opportunities, open doors
- T - Threats, opposition
- T - Thanks

# 04

## LIVING IT OUT

**Pray** for people who don't know Jesus by name

**Invite** people to join your Discover Groups.

**Work Together** to share the love of Jesus with those who don't know Him

# Discover Bible

HEAD, HEART AND HANDS



The Discover Method is designed to engage everyone in the learning, discovery and application of the Bible.

## WHY DISCOVER BIBLE?

- God wants to speak to and through each person as they read the Bible together.
- The Holy Spirit is our teacher who inspires and reveals truth.
- Discover Bible is a simple pattern that can be used by young and old, those with little or much faith or

biblical knowledge.

- It provides a simple and easy way for groups and those exploring faith to explore the fundamental truths found within a Bible passage and begin to apply what they learn.

The Bible is the primary resource in Discover Bible.

It does not require prior biblical knowledge, a gifted teacher, sermons, DVDs, podcasts or study resources.





# Discover Bible

## PRAYER

. Pray and ask Holy Spirit to teach and lead us into truth.

## READ

. Have someone read the passage out loud.

. Ask everyone to read the passage to themselves using a second translation) or if its a story, have someone retell it in their own words. (You can also play an audio version if that is helpful).

. Share a brief context: the facilitator doing discover Bible, can look up the chapter in [bibleref.com](http://bibleref.com) and read out the chapter summary to give a quick background to the passage.

## THREE SIMPLE QUESTIONS

### HEAD

. What do we learn about God and people?

### HEART

. What parts of the passage spoke to your heart?

### HANDS

. How can you put what you have learnt into practice this week?



DISCOVER SERIES · DISCOVER SERIES · DISCOVER SERIES · DISCOVER SERIES · DISCOVER SERIES



# Role of Discover Group Leaders

The primary role of a Discover Group Leader is to model and promote the key values of discover groups that share life, faith and mission.

## KEYS FOR LEADERS

Encourage everyone to:

- Have a vision for growth and multiplication
- Invite and welcoming new people
- Participate and be a loving caring sharing community inside and outside of group meetings
- Be committed to being taught and led by the Spirit at home and when we meet around the Bible
- Use their God given spiritual gifts
- Be prayerful
- Work together as a team to share the good news

## EQUIPPING EVERYONE TO FACILITATE:

The group leader begins by modelling the simple meeting pattern. In week 2 or 3, the leader will hand out the

Discover Groups Summary Guide to the group and delegate the facilitation of the four parts to different people (i.e. one person does "Good and God", another person does "Discover Bible", etc). Over a period of time everyone will have an opportunity to facilitate each part of the meeting. The goal is for every member to be able to facilitate a group meeting.

As a leader equips each member of the group to facilitate, we have found that the sense of ownership, belonging and team within the group increases.

As each member facilitates, the group leader will be able to identify and develop new group leaders who carry the culture and send them to start new groups.

# Preparing Group Members to Facilitate

## IMPORTANT THINGS TO SHARE WITH FACILITATORS:

- You don't need to be an expert, a Bible teacher or have all the answers
- Your primary role is to encourage participation and involvement by asking questions
- Give everyone the opportunity to share their responses
- Be the last person to share your ideas
- Allow the Holy Spirit the opportunity to speak in a fresh way to inspire and reveal truth



## TRAINING FACILITATORS:

**Tell.** Read through the *Discover Groups* booklet so the group is all on the same page about the how and why.

**Show.** The group leader facilitates the group for a few weeks so they can observe the simple pattern, reminding them each week that you are modelling the Discover Group pattern so they will be able to do it too.

**Try.** Ask group members to have a go at facilitating a part of the group meeting

**Observe.** When they are facilitating, observe but don't coach. Be one of the group. Only give input or clarification about facilitating if asked. Praise and affirm their effort.

**Feedback** Save any advice or redirection for after the meeting, meet or call to give them feedback in the form of praise or redirection.

**Repeat.** Ask someone who hasn't facilitated yet to facilitate a part. feedback. Once everyone has had a go



facilitating, have everyone (including you) take turns facilitating. Continue to observe and provide feedback.

**N.B.** Our aim is to equip and prepare every person so that they might be able to start a new Discover Group with as few as two.

## TOOLS & RESOURCES

. *Discover Bible reading plans*

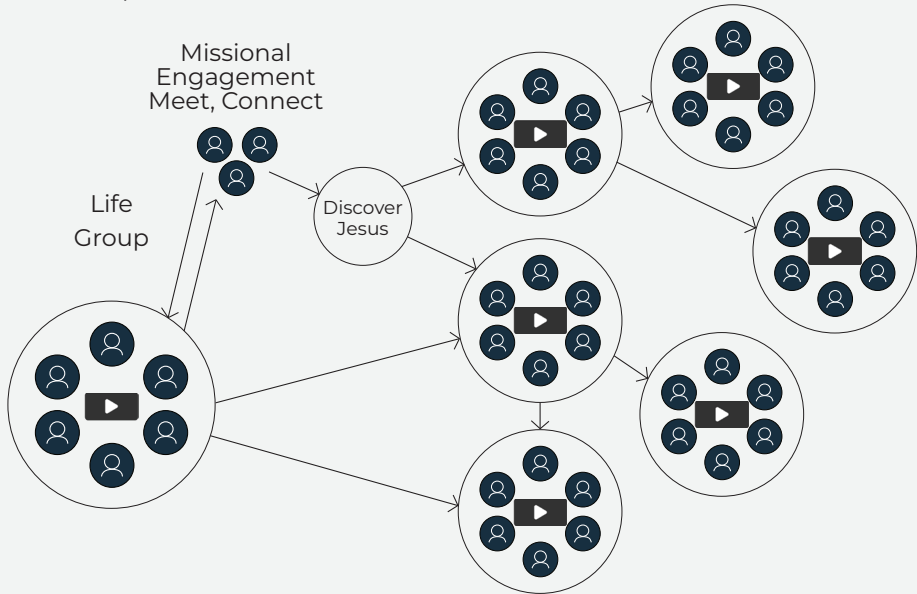
. *You Bible App* — Suggested versions: *ESV, NIV, NLT, or EASY (EASY version is for people with English as an additional language or who find reading difficult)*



# Growing & Multiplying

As a group grows to between 8-12 people, the size of the group can begin to impact the time and opportunity for each person to participate and be involved. We have also found that it can become increasingly harder to maintain authentic caring relationships.

Discover Groups seek to welcome and invite people to join them. Discover Groups are a place where disciples can flourish and thrive. As Discover Groups flourish and thrive, they will grow and then by necessity they will need to multiply.







JESUSCOLLABORATIVE.ORG

This booklet may be copied for personal or church use and cannot be reproduced or sold for profit. Permission is required to adapt, modify, edit any part.

© 2024 Paul Butler. Second Edition